Multiple District 104

As of October 2026 Cumulative

Year	New Clubs	Dropped Clubs	Gain/ Loss Clubs	New Members	Charter Members	Reinstate Members	Transfer Members	Total Member Added	Total Members Dropped	Gain/ Loss Members
2022-2023	0	15	-15	506	4	38	24	572	972	-400
2023-2024	0	12	-12	497	35	28	103	663	867	-204
2024-2025	0	15	-15	520	0	19	27	566	927	-361
2025-2026	0	11	-11	596	0	18	90	704	810	-106
2026-2027	0	3	-3	115	0	1	41	157	261	-104
Average	**0**	**11**	**-11**	**447**	**8**	**21**	**57**	**532**	**767**	**-235**

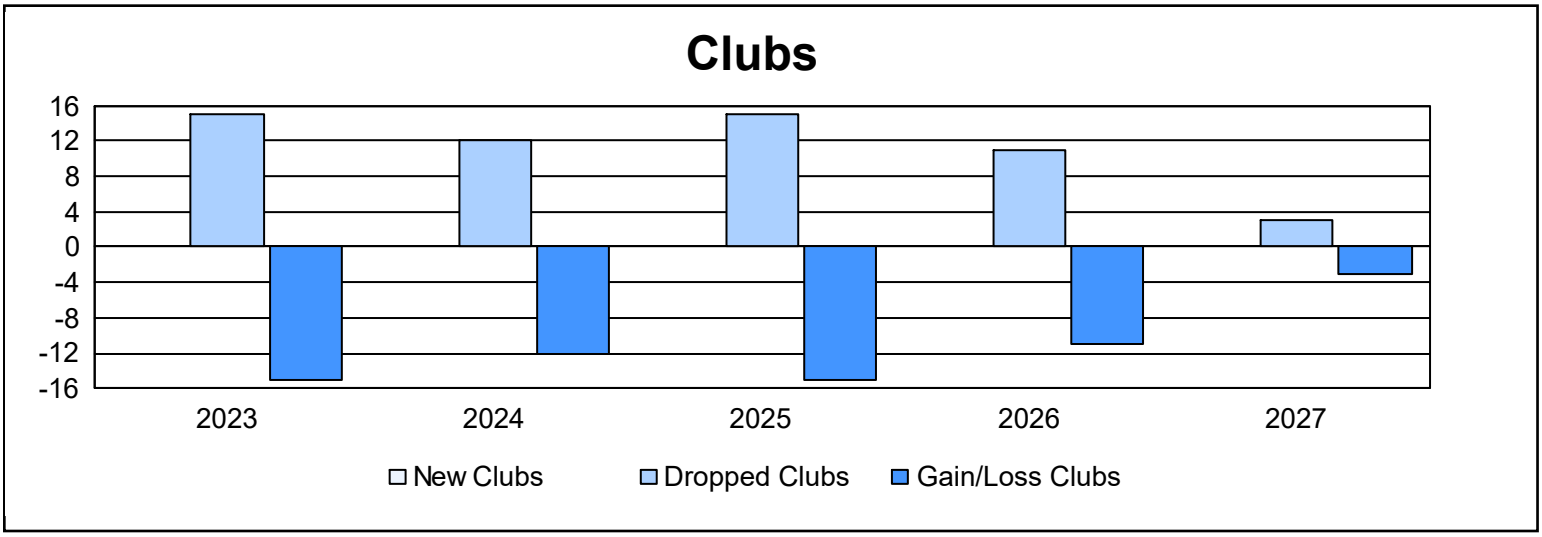

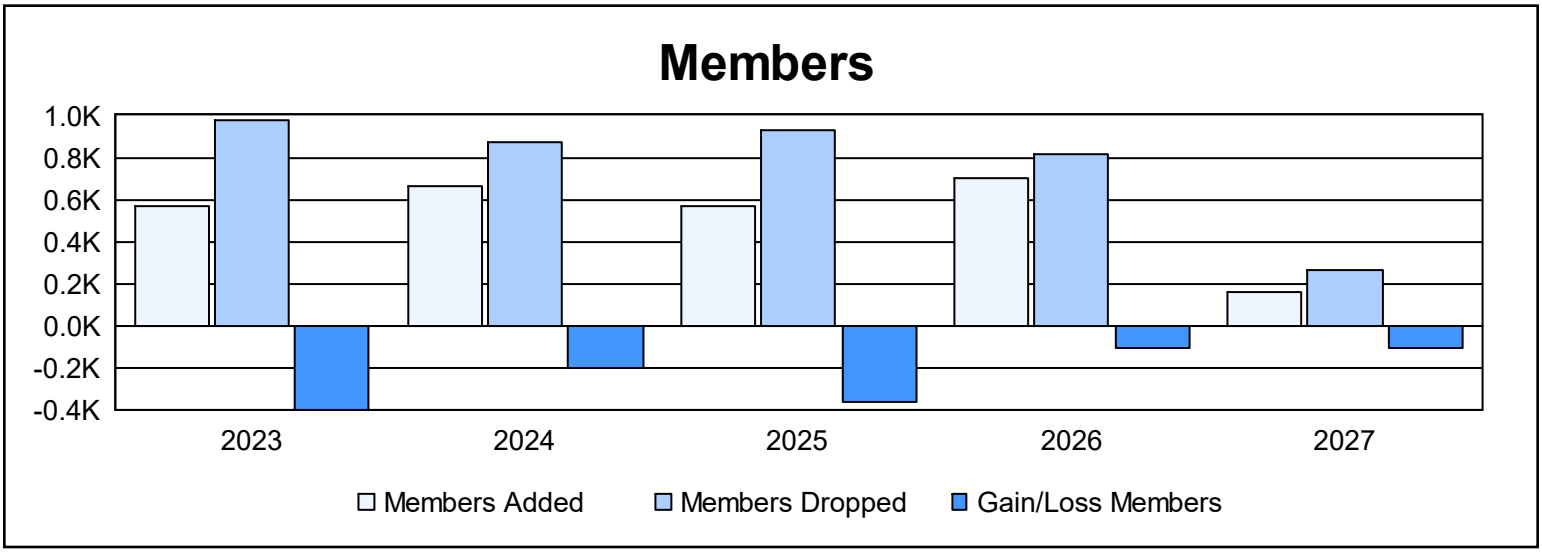

Membership Composition

October 2026 Cumulative

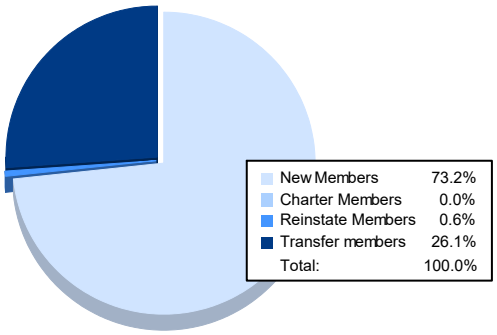

Gender Composition

October 2026 Cumulative

